

- How many descriptions of people do you have to read in Part 2?
- How many matching texts can you choose from?

FOCUS: IDENTIFYING KEY WORDS

- 1 Complete the text with words from the box.

rather stand mind fancy prefer fond keen

Sonia doesn't (1) going abroad because she isn't (2) on travelling long distances and she really can't (3) flying. She would (4) to have a holiday near her home and she'd (5) go camping than stay in a hotel. She's (6) of nature and really doesn't (7) if it rains a lot!

- 2 Work in pairs. Which of the words in Exercise 1 do we use for something we:

a like? b prefer? c dislike? d don't think is important?



B1 Preliminary candidates often make mistakes with words that express likes and dislikes.

FOCUS: IDENTIFYING LIKES, DISLIKES AND PREFERENCES

- 3 Read this description of someone who wants to go to a sports centre. Underline the key expressions and the words that tell you what he likes and prefers.

Ethan wants to train every day and he doesn't mind paying a regular amount to stay fit. He fancies learning a new sport and prefers to make reservations by email.

FOCUS: MATCHING KEY WORDS WITH PARAPHRASES

- 4 Read these descriptions of three sports centres and decide which of A-C would be the most suitable for Ethan. Then say why that is the correct answer.

A Greenfields

We don't charge much: just a £3 entrance fee (free for students). In summer, relax in our outdoor pool or walk around our beautiful gardens. Open Tuesday to Friday, plus weekends. We care about the environment, so please don't bring your car.

B Topfitness

There's nowhere better to get really fit. Gym membership costs just £20 per month and our squash courts can be reserved online. Lessons are available for most activities. We open from 7 a.m. to 10 p.m. daily; hot and cold drinks are available.

C Eastpark

Eastpark has both outdoor and indoor pools, playing areas for football and rugby and a first-class gym. Facilities can be booked by phone only. For students, we offer reduced prices for membership. There are bus stops nearby and parking is free.



Remember that for each of descriptions 6–10 only one of A–H is correct, so there are three texts you will not use.

Questions 6–10

For each question, choose the correct answer.

The people below all want to visit a studio where films are made. On the next page there are descriptions of eight film studios that people can visit. Decide which film studios would be the most suitable for the people below.

6




Tom wants to look around the studio at his own speed, and visit the actual sets where films were made. His mum wants to see online what the studio is like before she buys tickets.

7



Ingrid is interested in seeing costumes that famous actors have worn, and she'd also like to ride on a vehicle that originally appeared in a film. Ingrid's mum wants a souvenir to remember their trip.

8




Roberto wants to visit a studio where famous films were made many years ago, and buy something that appeared in one of the films. His dad wants to book online before they go.

9



Simone likes science fiction films, and prefers looking at digital displays about how special effects are achieved to reading information. Simone's dad wants to get a digital guide.

10



Ben is interested in how scenes from famous cities are created in studios. He'd also like to visit film locations outside the studios, accompanied by a guide who can answer his questions.

Film studios

A

Grand Studios

These studios have been the home of special effects for years! There's plenty to look at and read, so allow lots of time for your visit. And our friendly guides around the studios are ready to help direct you to the most interesting sights. It's best to book online in advance.

C

Waverley Studios

These studios are huge, with plenty of space for displaying the scenery and stages where big stars acted in scenes from famous films. Check the website to see exactly what the studio offers inside. And because you're not shown around in groups, you can spend as much time there as you want!

E

WestWays

To visit this studio, get tickets in advance through the website, to avoid long queues – it's very popular with people who love top movies from the 40s, many of which were filmed here. The studio also has a great selection of items from various movies, now on sale as souvenirs!

G

Star Studios

See a 360° online tour of these studios before you come – they're huge! And during your visit, ride through what look like London and Paris streets, on original buses used in old films, and even try on costumes from films made here. Digital displays will give you plenty of information!

B

MovieWorld

You'll find the best movies ever here, set far into the future! Use the interactive videos on our computers, to see how actors are turned into on-screen monsters, using amazing make-up, costumes and filming techniques, and models of dinosaurs are created to look as though they're alive! There are video activities, and 'tours' of the studio to download.

D

Screen World

Many famous movies from the last century were made in these studios, and you can still see the costumes worn in them, and the original sets used in the films. There's a useful digital guide you can buy here, so you'll find your way through these studios really quickly!

F

FilmFun

Come and visit amazingly realistic sets, from the streets of New York to the historical sites of Rome – and walk around them! The tour also includes a bus ride to places in the surrounding area which have appeared in films, with a staff member to tell you whatever you'd like to know.

H

FilmPark

FilmPark has an amazing collection of old cars once used in films – and they still work! So, have a trip in one and see the studios as you're driven around its huge city street scenes. There's also a collection of original clothes that stars were dressed in for their movies. Visitors get free photos of themselves as they leave.

Training Test 2

Reading Part 4

- How many gaps are there in the text?
- How many sentences must you choose from?


VOCABULARY: SYNONYMS

1 Match the common phrases in box A with their meanings in box B.

A a lack of get better get in touch hardly ever in the end make your mind up
on your own rather than so far take care of take it easy up-to-date

B almost never by yourself contact decide finally improve
instead of look after modern not enough relax until now

GRAMMAR: LINKING EXPRESSIONS

 B1 Preliminary candidates often make mistakes with expressions that link sentences.

2 Choose the correct word or phrase in these sentences.

- 1 We decided not to buy that car because it was too big. *Another / Other* reason was that it was too expensive.
- 2 It was the middle of the night. *Although / In spite of* that, the streets were crowded with people.
- 3 There was writing on the wall of the cave. *What / Which* it said was impossible to read.
- 4 The morning was sunny and hot. *So / However*, in the afternoon it became cold and wet.
- 5 Our plan was to get to the station early, but we missed the train. *Also / Instead*, we went by bus.
- 6 We'd better get some food. *Therefore / Otherwise*, we'll be hungry later.

FOCUS: USING SYNONYMS AND LINKING EXPRESSIONS AS CLUES

3 Match sentences 1–3 with sentences A–D to form a complete paragraph. There's one sentence which don't need to use. Look for synonyms and linking expressions to help you.

- 1 Lucas was hoping to spend the morning taking it easy at home.
- 2 It was from Jake, who was walking in the countryside, and he sounded worried.
- 3 Jake replied that he was by himself in cold, thick fog and was completely lost.

- A As soon as he heard that, Lucas knew he couldn't leave his friend out there on his own.
- B That was why he was alone in the hills in winter.
- C However, his plans for a relaxing Sunday ended when he received a phone call.
- D So Lucas asked him what was wrong.


4 Work in pairs. Highlight the linking expressions, synonyms and reference words that help link each sentence A–D with 1–3. Which words tell you why one of them doesn't fit any of 1–3?



Training Test 2 Reading Part 5

- How many gaps do you have to fill in?
- How many words do you choose from for each gap?

VOCABULARY: COLLOCATIONS

 B1 Preliminary candidates often make mistakes with verb/noun collocations.

- 1 Some words commonly go together. Match each word or phrase in the box with the verb *do*, *make*, *have* or *take*.

a bus a noise a job a photo sport an exercise an idea a break fun a party
a good time a mess a mistake a shower a phone call an exam friends an English course
my homework notes a good time lunch at school school some shopping

- 2 Find and correct the mistakes in these sentences. Use verbs from Exercise 1.

- 1 I can't go out because I haven't made my homework yet.
- 2 We passed a really good time during our holidays.
- 3 My friend Marta is making a party on Saturday evening.
- 4 I'm feeling tired, so I'm going to do a short break.
- 5 I'm sure you'll soon know new friends when you change school.
- 6 The primary school kids were doing a lot of noise.
- 7 I want to learn Chinese, so I'm giving lessons every week.
- 8 Try not to do any mistakes in this exercise!

TIP

It's very useful to learn common English verb+noun collocations.

FOCUS: USING COLLOCATIONS AS CLUES

- 3 Quickly read the text in Exercise 4 below, without looking at options A, B, C and D or filling in any gaps. What kind of text is it and what is it about?

- 4 Choose the best word, A, B, C or D, for each gap. Underline any words before or after the gap that often go with one of those options.

Last March my friends and I (1) some free time, so we decided to go abroad. We (2) a week in the wonderful city of Barcelona, seeing the sights, eating wonderful meals and (3) some great shopping! While we were there, we (4) the underground train and then a cable car right to the top of Montjuic Hill, where we (5) the most amazing views across the city.

- | | | | |
|------------|-----------|-----------|-------------|
| 1 A did | B had | C made | D went |
| 2 A passed | B took | C paid | D spent |
| 3 A making | B buying | C doing | D having |
| 4 A took | B arrived | C brought | D travelled |
| 5 A saw | B caught | C got | D gave |



Exam Practice Test 2

Reading Part 5

Questions 21–26

For each question, choose the correct answer.

TIP

For each gap, decide what kind of word, the 4 options are, e.g. noun, verb.

Sheep can recognise faces!

Many people think sheep aren't very intelligent creatures. But in fact, (21) to new research, they may be cleverer than we think. For example, sheep can actually be trained to recognise human faces from photographs!



Recognising faces is an important human social

(22) However, it seems that sheep are also social animals that can recognise other sheep as well as (23) humans. In experiments, researchers trained eight sheep to recognise the faces of celebrities from photographs. Training involved getting the sheep to (24) decisions about the photos they saw. At one end of a room, they would see two different photographs, and would receive a (25) of food for approaching the photograph of the celebrity; if they approached the wrong photograph, they got nothing. Over time, they learned to (26) getting food with the celebrity's photograph. And after training, the sheep correctly chose the celebrity's face eight times out of ten!

- | | | | |
|----------------|-------------|-------------|-------------|
| 21 A regarding | B following | C resulting | D according |
| 22 A skill | B talent | C knowledge | D method |
| 23 A ordinary | B usual | C familiar | D frequent |
| 24 A set | B make | C have | D do |
| 25 A reward | B benefit | C tip | D goal |
| 26 A attach | B join | C add | D connect |


Questions 27–32

For each question, write the correct word. Write **one** word for each gap.

Central College student fashion show – review

by Sam Coulston, college magazine reporter

As you may know, we had a fantastic fashion show here at the college last week. The aim was to display the work that the fashion students (27) recently been involved in all year here at the college, and show parents and friends the results. And it was clear to us that (28) were impressed by it.



The models that (29) part in the show were actually the students themselves, wearing their own clothes designs. (30) were some amazingly creative clothes on show, such as a dress made of recycled materials, and a coat that included every colour you could possibly think of! And the scenery, created (31) the students in the Art Department, was really spectacular too.

Mrs Jackson, Head of Design, said: 'There's absolutely (32) doubt in my mind that all these students are extremely talented – and I'm sure we'll hear more about them in the future. I wish them every success in their careers.'